

Scaled data based on original data using
LM-79-08 Approved Method: Electrical and Photometric Measurements of Solid-
State Lighting Products

Test Report Prepared for
Cooper Lighting Solutions
(formerly Eaton)

Brand: McGRAW-EDISON

Report Number: P226658

Luminaire Tested: **ISW-AF-800-LED-E1-T4W-7050**

Issue Date: 3/3/2020

Test Information

Test Method: LM-79-08
Report Number: P226658
TEST IS SCALED FROM IESNA LM-79-08 TEST DATA (P35944)
Test Lab: INNOVATION CENTER-P3
Issue Date: 3/3/2020
Manufacturer: COOPER LIGHTING SOLUTIONS (FORMERLY EATON)
Product Line: MCGRAW-EDISON
Catalog Number: ISW-AF-800-LED-E1-T4W-7050
Description: IMPACT ELITE LED WEDGE LUMINAIRE
LIGHT SQUARE WITH ACCULED OPTICS-TYPE IV WIDE
Light Source: (16) 5000K CCT, 70 CRI LEDs
Ballast/Driver: ELECTRONIC DRIVER

Summary

Lumens per Lamp: N/A
Luminaire Lumens: 5126 lumens
Efficiency: N/A
Efficacy: 117.8 lumens/watt
Luminous Opening: Rectangular (W 0.5' x L: 0.5' x H: 0')
IES Classification: Type IV - Medium - Semi-Cutoff
BUG Rating: B1 - U1 - G2

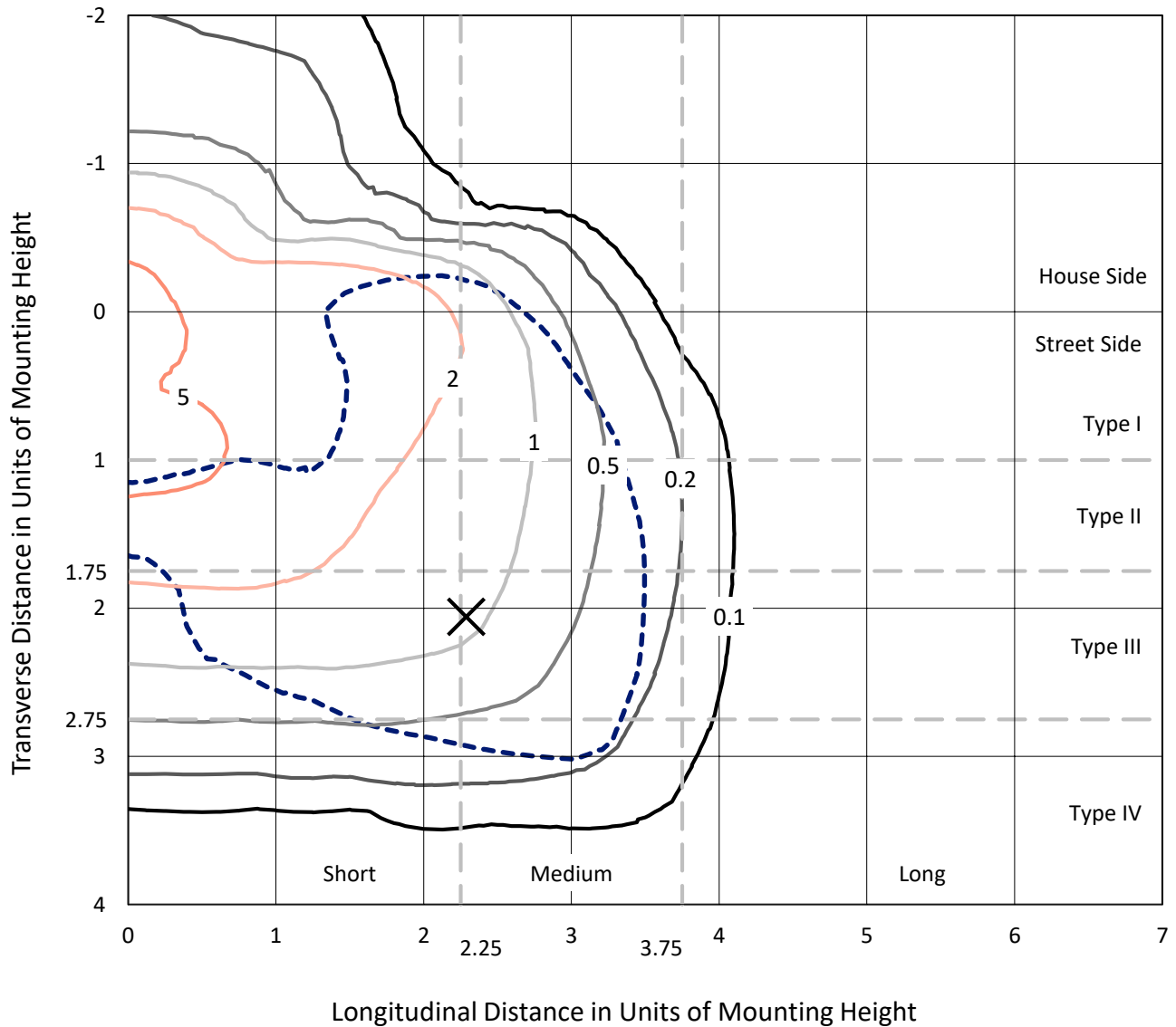
Input Watts (W): 43.5
Input Voltage (V): 120
Input Current (Ain): NR
Voltage Rise (V): NR
Power Factor: NR
Total Harmonic Distortion (THDi): NR
Frequency (hertz): 60
Stabilization Time: NR
Operation Time: NR
Ambient Temperature (°C): NR
Test Distance: 25 FT



REPORT NUMBER: P226658
 CATALOG NUMBER: ISW-AF-800-LED-E1-T4W-7050

Iso-Footcandle Lines of Horizontal Illumination

× Max cd
 - - - 1/2 Max cd

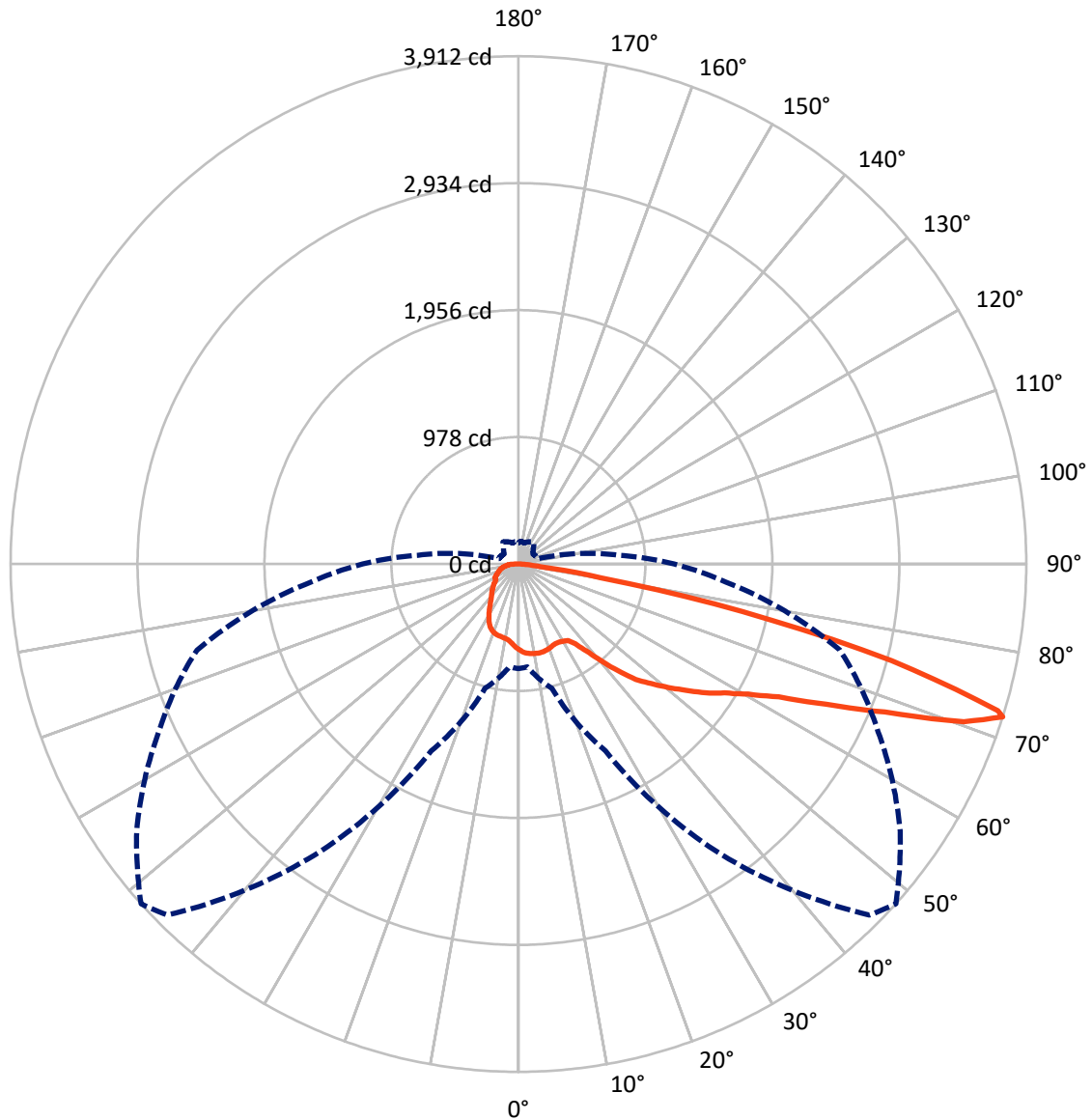


Based on 10 foot mounting height. Maximum calculated value = 7.4 fc
 Type IV - Medium - Semi-Cutoff

REPORT NUMBER: P226658

CATALOG NUMBER: ISW-AF-800-LED-E1-T4W-7050

Luminous Intensity Polar Plot



— Vertical Plane Through 48-Deg Lateral - - - Horizontal Cone Through 72-Deg Vertical

REPORT NUMBER: P226658

CATALOG NUMBER: ISW-AF-800-LED-E1-T4W-7050

FLUX DISTRIBUTION:

		Downward	Upward	Total
House Side	Lumens	1113.3	2.3	1115.6
	% Fixture	21.7	0.0	21.8
Street Side	Lumens	4009.6	0.8	4010.4
	% Fixture	78.2	0.0	78.2
Total	Lumens	5122.9	3.1	5126.0
	% Fixture	99.9	0.1	100.0

Coefficient of Utilization

ZONAL LUMENS:

Zone	Lumens	% Fixture
0°-10°	62.3	1.2
10°-20°	182.1	3.6
20°-30°	280.9	5.5
30°-40°	421.0	8.2
40°-50°	701.0	13.7
50°-60°	1095.5	21.4
60°-70°	1447.0	28.2
70°-80°	837.1	16.3
80°-90°	96.0	1.9
90°-100°	3.1	0.1
100°-110°	0.0	0.0
110°-120°	0.0	0.0
120°-130°	0.0	0.0
130°-140°	0.0	0.0
140°-150°	0.0	0.0
150°-160°	0.0	0.0
160°-170°	0.0	0.0
170°-180°	0.0	0.0
0°-90°	5122.9	99.9
0°-180°	5126.0	100.0



REPORT NUMBER: P226658

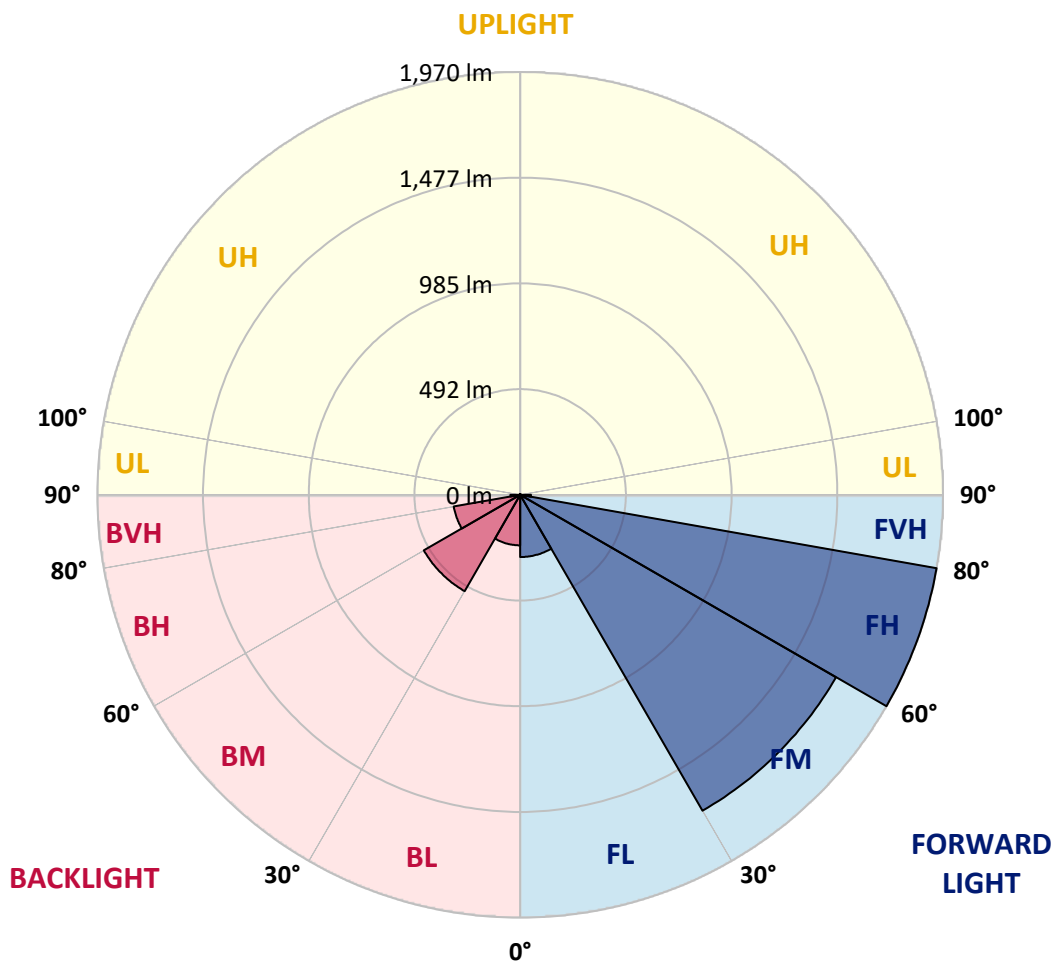
CATALOG NUMBER: ISW-AF-800-LED-E1-T4W-7050

LUMINAIRE CLASSIFICATION SYSTEM LUMEN TABLE AND BUG RATING:

Zone		Lumens	% Fixture	Zone Rating/Lumen Limit		
				B	U	G
FL	(0°-30°)	289.8	5.7			
FM	(30°-60°)	1699.4	33.2			
FH	(60°-80°)	1970.0	38.4			G2/5000
FVH	(80°-90°)	50.4	1.0			G1/100
BL	(0°-30°)	235.5	4.6	B1/500		
BM	(30°-60°)	518.1	10.1	B1/1000		
BH	(60°-80°)	314.1	6.1	B1/500		G1/500
BVH	(80°-90°)	45.6	0.9			G1/100
UL	(90°-100°)	3.1	0.1		U1/10	
UH	(100°-180°)	2.3	0.0		U1/10	

BUG Rating: B1-U1-G2

Type IV Medium





REPORT NUMBER: P226658

CATALOG NUMBER: ISW-AF-800-LED-E1-T4W-7050

CANDELA DISTRIBUTION (FULL):

	0°	5°	15°	25°	35°	45°	48°	55°	65°	75°	85°
0°	659.4	659.4	659.4	659.4	659.4	659.4	659.4	659.4	659.4	659.4	659.4
2.5°	694.4	693.6	693.6	687.7	685.5	681.7	678.8	674.3	669.8	664.6	657.9
5°	727.8	730.1	727.1	718.2	707.0	695.1	690.7	680.3	666.1	653.5	641.6
7.5°	759.8	760.5	752.4	737.5	720.4	701.8	695.9	681.7	666.1	649.0	631.9
10°	782.8	783.6	771.7	750.9	727.8	707.0	700.3	686.2	666.9	648.3	626.7
12.5°	796.2	797.0	779.1	757.6	730.1	709.2	703.3	688.4	668.4	644.6	620.8
15°	794.0	796.2	781.4	757.6	728.6	710.0	702.6	689.9	664.6	640.9	615.6
17.5°	779.1	782.1	770.2	744.2	721.1	706.3	698.1	685.5	660.9	635.6	608.1
20°	750.1	753.9	748.7	723.4	707.8	695.9	690.7	678.8	655.7	629.7	601.4
22.5°	717.4	721.1	719.7	698.8	691.4	685.5	680.3	671.3	651.3	625.2	598.5
25°	693.6	696.6	694.4	676.5	678.8	678.8	675.8	669.1	650.5	626.7	598.5
27.5°	733.0	733.0	713.7	677.3	673.6	680.3	678.8	675.0	660.2	634.2	604.4
30°	877.3	866.1	831.2	739.7	692.9	689.9	689.2	686.9	673.6	650.5	623.0
32.5°	1038.6	1027.4	985.8	871.3	773.9	710.0	703.3	704.0	700.3	678.8	651.3
35°	1182.1	1180.6	1147.9	1023.7	899.6	780.6	753.9	736.0	734.5	725.6	704.0
37.5°	1298.1	1298.1	1301.0	1159.8	1035.6	892.9	847.5	791.0	791.0	785.8	772.4
40°	1430.4	1436.3	1443.0	1283.2	1181.3	1026.7	975.4	889.9	863.9	872.1	875.0
42.5°	1604.4	1611.8	1607.3	1435.6	1314.4	1186.5	1123.3	1020.0	956.1	969.5	1000.7
45°	1721.8	1724.8	1756.8	1594.7	1481.7	1321.8	1268.3	1126.3	1063.1	1090.6	1145.7
47.5°	1854.9	1862.3	1867.5	1775.3	1678.0	1475.0	1376.9	1229.7	1188.8	1230.4	1317.4
50°	1985.0	1975.3	1989.5	1985.7	1863.8	1611.0	1494.3	1326.3	1329.3	1385.8	1528.5
52.5°	2098.0	2065.3	2098.0	2138.9	2103.2	1750.8	1614.8	1440.1	1483.2	1552.3	1777.6
55°	2185.0	2106.2	2161.2	2277.2	2269.0	1874.2	1752.3	1591.7	1663.8	1758.3	2080.2
57.5°	2007.3	2017.0	2168.6	2370.1	2366.4	1999.1	1872.7	1781.3	1869.8	1975.3	2438.5
60°	1841.5	1884.6	2118.8	2385.0	2434.0	2135.2	2034.8	1996.9	2078.7	2207.3	2782.0
62.5°	1753.8	1794.7	2037.8	2357.5	2541.8	2336.7	2252.6	2223.6	2335.2	2479.4	3088.3
65°	1781.3	1806.6	2032.6	2399.1	2666.0	2641.5	2605.0	2556.7	2612.5	2747.8	3226.6
67.5°	1704.0	1745.6	1989.5	2472.7	2892.7	3013.2	3043.7	2991.6	2944.8	2926.2	3025.1
70°	1268.3	1308.5	1564.2	2168.6	3078.6	3658.5	3639.9	3465.9	3150.7	2887.5	2363.4
72°	805.9	794.7	990.3	1588.7	2736.6	3824.3	3912.0	3590.1	3057.1	2564.1	1605.1
72.5°	585.8	638.6	821.5	1412.5	2599.8	3733.6	3861.5	3550.0	2934.4	2422.1	1411.8
75°	142.7	150.9	197.0	506.3	1522.6	2809.5	2970.1	2742.6	2141.9	1437.8	626.0
77.5°	96.6	100.4	130.1	178.4	447.6	1602.1	1762.7	1514.4	958.3	489.2	278.8
80°	72.1	74.3	94.4	126.4	185.9	546.4	644.6	512.2	238.6	271.4	198.5
82.5°	50.6	52.0	71.4	92.9	123.4	127.9	170.2	188.1	154.6	177.7	116.0
85°	34.9	34.9	52.0	63.9	78.1	63.2	67.7	94.4	104.8	105.6	70.6
87.5°	18.6	20.8	30.5	40.9	40.9	29.0	32.0	48.3	58.7	63.2	42.4
90°	6.7	6.7	12.6	15.6	9.7	7.4	6.7	9.7	14.1	20.1	13.4
92.5°	0.0	0.0	0.0	0.0	0.0	0.0	0.0	0.0	0.0	0.0	0.0
95°	0.0	0.0	0.0	0.0	0.0	0.0	0.0	0.0	0.0	0.0	0.0
97.5°	0.0	0.0	0.0	0.0	0.0	0.0	0.0	0.0	0.0	0.0	0.0
100°	0.0	0.0	0.0	0.0	0.0	0.0	0.0	0.0	0.0	0.0	0.0
102.5°	0.0	0.0	0.0	0.0	0.0	0.0	0.0	0.0	0.0	0.0	0.0
105°	0.0	0.0	0.0	0.0	0.0	0.0	0.0	0.0	0.0	0.0	0.0
107.5°	0.0	0.0	0.0	0.0	0.0	0.0	0.0	0.0	0.0	0.0	0.0



REPORT NUMBER: P226658

CATALOG NUMBER: ISW-AF-800-LED-E1-T4W-7050

CANDELA DISTRIBUTION (continued):

	0°	5°	15°	25°	35°	45°	48°	55°	65°	75°	85°
110°	0.0	0.0	0.0	0.0	0.0	0.0	0.0	0.0	0.0	0.0	0.0
112.5°	0.0	0.0	0.0	0.0	0.0	0.0	0.0	0.0	0.0	0.0	0.0
115°	0.0	0.0	0.0	0.0	0.0	0.0	0.0	0.0	0.0	0.0	0.0
117.5°	0.0	0.0	0.0	0.0	0.0	0.0	0.0	0.0	0.0	0.0	0.0
120°	0.0	0.0	0.0	0.0	0.0	0.0	0.0	0.0	0.0	0.0	0.0
122.5°	0.0	0.0	0.0	0.0	0.0	0.0	0.0	0.0	0.0	0.0	0.0
125°	0.0	0.0	0.0	0.0	0.0	0.0	0.0	0.0	0.0	0.0	0.0
127.5°	0.0	0.0	0.0	0.0	0.0	0.0	0.0	0.0	0.0	0.0	0.0
130°	0.0	0.0	0.0	0.0	0.0	0.0	0.0	0.0	0.0	0.0	0.0
132.5°	0.0	0.0	0.0	0.0	0.0	0.0	0.0	0.0	0.0	0.0	0.0
135°	0.0	0.0	0.0	0.0	0.0	0.0	0.0	0.0	0.0	0.0	0.0
137.5°	0.0	0.0	0.0	0.0	0.0	0.0	0.0	0.0	0.0	0.0	0.0
140°	0.0	0.0	0.0	0.0	0.0	0.0	0.0	0.0	0.0	0.0	0.0
142.5°	0.0	0.0	0.0	0.0	0.0	0.0	0.0	0.0	0.0	0.0	0.0
145°	0.0	0.0	0.0	0.0	0.0	0.0	0.0	0.0	0.0	0.0	0.0
147.5°	0.0	0.0	0.0	0.0	0.0	0.0	0.0	0.0	0.0	0.0	0.0
150°	0.0	0.0	0.0	0.0	0.0	0.0	0.0	0.0	0.0	0.0	0.0
152.5°	0.0	0.0	0.0	0.0	0.0	0.0	0.0	0.0	0.0	0.0	0.0
155°	0.0	0.0	0.0	0.0	0.0	0.0	0.0	0.0	0.0	0.0	0.0
157.5°	0.0	0.0	0.0	0.0	0.0	0.0	0.0	0.0	0.0	0.0	0.0
160°	0.0	0.0	0.0	0.0	0.0	0.0	0.0	0.0	0.0	0.0	0.0
162.5°	0.0	0.0	0.0	0.0	0.0	0.0	0.0	0.0	0.0	0.0	0.0
165°	0.0	0.0	0.0	0.0	0.0	0.0	0.0	0.0	0.0	0.0	0.0
167.5°	0.0	0.0	0.0	0.0	0.0	0.0	0.0	0.0	0.0	0.0	0.0
170°	0.0	0.0	0.0	0.0	0.0	0.0	0.0	0.0	0.0	0.0	0.0
172.5°	0.0	0.0	0.0	0.0	0.0	0.0	0.0	0.0	0.0	0.0	0.0
175°	0.0	0.0	0.0	0.0	0.0	0.0	0.0	0.0	0.0	0.0	0.0
177.5°	0.0	0.0	0.0	0.0	0.0	0.0	0.0	0.0	0.0	0.0	0.0
180°	0.0	0.0	0.0	0.0	0.0	0.0	0.0	0.0	0.0	0.0	0.0



REPORT NUMBER: P226658

CATALOG NUMBER: ISW-AF-800-LED-E1-T4W-7050

CANDELA DISTRIBUTION (continued):

	90°	95°	105°	115°	125°	135°	145°	155°	165°	175°	180°
0°	659.4	659.4	659.4	659.4	659.4	659.4	659.4	659.4	659.4	659.4	659.4
2.5°	656.5	652.0	646.1	643.1	641.6	638.6	635.6	634.2	634.2	631.2	631.9
5°	635.6	629.0	620.8	614.8	614.1	614.1	615.6	615.6	616.3	614.1	617.1
7.5°	625.2	617.8	605.9	599.2	594.0	593.3	596.2	602.2	605.2	602.9	605.9
10°	617.8	609.6	596.2	588.1	584.3	582.9	585.1	591.0	600.7	600.7	603.7
12.5°	610.4	600.0	586.6	580.6	577.7	578.4	581.4	585.8	596.2	600.0	601.4
15°	602.9	591.0	579.9	571.7	571.7	573.9	577.7	582.9	592.5	599.2	600.7
17.5°	595.5	583.6	573.9	567.2	567.2	570.2	573.9	580.6	587.3	597.0	597.0
20°	588.8	579.1	566.5	560.6	559.8	562.0	566.5	573.2	578.4	588.1	588.8
22.5°	585.1	573.2	561.3	552.4	548.7	547.2	551.6	558.3	563.5	573.2	574.7
25°	583.6	570.2	555.4	539.0	529.3	526.4	528.6	536.8	541.2	548.7	550.9
27.5°	588.8	576.2	553.1	523.4	503.3	495.1	497.4	502.6	504.1	512.2	516.0
30°	606.7	591.8	557.6	507.0	470.6	455.7	455.7	456.5	458.7	465.4	466.1
32.5°	635.6	621.5	571.0	489.9	437.1	416.3	411.1	407.4	407.4	406.7	407.4
35°	689.2	677.3	594.0	470.6	400.7	377.7	365.0	358.3	351.7	348.7	347.9
37.5°	766.5	756.1	626.7	448.3	368.7	345.7	330.1	316.7	309.3	308.5	312.2
40°	881.7	871.3	663.2	423.0	338.3	321.2	304.8	290.7	282.5	283.3	287.0
42.5°	1023.7	991.8	702.6	388.8	313.7	304.8	287.0	275.1	266.9	262.4	261.7
45°	1189.5	1136.0	739.7	356.9	287.0	290.7	273.6	260.2	249.8	237.9	236.4
47.5°	1396.2	1280.2	772.4	324.9	258.0	275.8	259.5	246.8	231.2	217.1	214.9
50°	1611.8	1446.0	800.7	290.7	232.0	259.5	245.3	228.2	206.7	194.0	194.0
52.5°	1860.8	1645.2	837.1	252.8	211.9	241.6	227.5	205.2	187.3	185.9	185.9
55°	2138.2	1854.2	862.4	223.0	196.3	222.3	215.6	208.9	203.0	204.4	205.2
57.5°	2428.1	2072.0	840.1	202.2	183.6	217.8	237.2	228.2	209.7	208.9	208.2
60°	2677.9	2241.5	716.7	188.8	174.0	225.3	254.3	228.2	209.7	219.3	220.1
62.5°	2841.5	2321.8	477.3	171.7	159.8	212.6	248.3	221.5	210.4	237.9	240.1
65°	2819.1	2231.8	274.3	159.8	150.9	195.5	240.1	213.4	196.3	211.9	207.4
67.5°	2486.8	1870.5	198.5	154.6	144.2	183.6	225.3	201.5	182.9	202.2	194.0
70°	1787.2	1273.5	171.0	150.2	139.8	169.5	214.9	194.0	175.5	188.8	176.2
72°	1199.2	774.7	156.9	146.5	135.3	160.6	207.4	188.1	168.8	176.2	162.1
72.5°	1020.8	611.1	153.1	145.0	133.8	158.4	205.2	186.6	167.3	174.7	161.3
75°	381.4	239.4	136.1	133.8	123.4	147.2	196.3	179.9	159.8	157.6	151.7
77.5°	196.3	151.7	116.0	118.2	110.8	134.6	186.6	169.5	147.2	139.0	136.1
80°	142.7	110.0	93.7	100.4	94.4	121.2	173.2	153.9	133.8	124.9	121.2
82.5°	90.0	68.4	71.4	79.5	80.3	107.1	157.6	138.3	119.0	111.5	105.6
85°	43.1	40.9	50.6	58.7	64.7	90.7	144.2	122.7	104.1	89.2	90.0
87.5°	23.0	31.2	30.5	39.4	49.8	74.3	127.9	100.4	83.3	66.9	67.7
90°	5.2	8.2	8.9	15.6	20.1	32.0	82.5	57.2	55.8	23.8	20.8
92.5°	0.0	0.0	0.0	0.0	0.0	0.0	0.0	0.0	0.0	0.0	0.0
95°	0.0	0.0	0.0	0.0	0.0	0.0	0.0	0.0	0.0	0.0	0.0
97.5°	0.0	0.0	0.0	0.0	0.0	0.0	0.0	0.0	0.0	0.0	0.0
100°	0.0	0.0	0.0	0.0	0.0	0.0	0.0	0.0	0.0	0.0	0.0
102.5°	0.0	0.0	0.0	0.0	0.0	0.0	0.0	0.0	0.0	0.0	0.0
105°	0.0	0.0	0.0	0.0	0.0	0.0	0.0	0.0	0.0	0.0	0.0
107.5°	0.0	0.0	0.0	0.0	0.0	0.0	0.0	0.0	0.0	0.0	0.0



REPORT NUMBER: P226658

CATALOG NUMBER: ISW-AF-800-LED-E1-T4W-7050

CANDELA DISTRIBUTION (continued):

	90°	95°	105°	115°	125°	135°	145°	155°	165°	175°	180°
110°	0.0	0.0	0.0	0.0	0.0	0.0	0.0	0.0	0.0	0.0	0.0
112.5°	0.0	0.0	0.0	0.0	0.0	0.0	0.0	0.0	0.0	0.0	0.0
115°	0.0	0.0	0.0	0.0	0.0	0.0	0.0	0.0	0.0	0.0	0.0
117.5°	0.0	0.0	0.0	0.0	0.0	0.0	0.0	0.0	0.0	0.0	0.0
120°	0.0	0.0	0.0	0.0	0.0	0.0	0.0	0.0	0.0	0.0	0.0
122.5°	0.0	0.0	0.0	0.0	0.0	0.0	0.0	0.0	0.0	0.0	0.0
125°	0.0	0.0	0.0	0.0	0.0	0.0	0.0	0.0	0.0	0.0	0.0
127.5°	0.0	0.0	0.0	0.0	0.0	0.0	0.0	0.0	0.0	0.0	0.0
130°	0.0	0.0	0.0	0.0	0.0	0.0	0.0	0.0	0.0	0.0	0.0
132.5°	0.0	0.0	0.0	0.0	0.0	0.0	0.0	0.0	0.0	0.0	0.0
135°	0.0	0.0	0.0	0.0	0.0	0.0	0.0	0.0	0.0	0.0	0.0
137.5°	0.0	0.0	0.0	0.0	0.0	0.0	0.0	0.0	0.0	0.0	0.0
140°	0.0	0.0	0.0	0.0	0.0	0.0	0.0	0.0	0.0	0.0	0.0
142.5°	0.0	0.0	0.0	0.0	0.0	0.0	0.0	0.0	0.0	0.0	0.0
145°	0.0	0.0	0.0	0.0	0.0	0.0	0.0	0.0	0.0	0.0	0.0
147.5°	0.0	0.0	0.0	0.0	0.0	0.0	0.0	0.0	0.0	0.0	0.0
150°	0.0	0.0	0.0	0.0	0.0	0.0	0.0	0.0	0.0	0.0	0.0
152.5°	0.0	0.0	0.0	0.0	0.0	0.0	0.0	0.0	0.0	0.0	0.0
155°	0.0	0.0	0.0	0.0	0.0	0.0	0.0	0.0	0.0	0.0	0.0
157.5°	0.0	0.0	0.0	0.0	0.0	0.0	0.0	0.0	0.0	0.0	0.0
160°	0.0	0.0	0.0	0.0	0.0	0.0	0.0	0.0	0.0	0.0	0.0
162.5°	0.0	0.0	0.0	0.0	0.0	0.0	0.0	0.0	0.0	0.0	0.0
165°	0.0	0.0	0.0	0.0	0.0	0.0	0.0	0.0	0.0	0.0	0.0
167.5°	0.0	0.0	0.0	0.0	0.0	0.0	0.0	0.0	0.0	0.0	0.0
170°	0.0	0.0	0.0	0.0	0.0	0.0	0.0	0.0	0.0	0.0	0.0
172.5°	0.0	0.0	0.0	0.0	0.0	0.0	0.0	0.0	0.0	0.0	0.0
175°	0.0	0.0	0.0	0.0	0.0	0.0	0.0	0.0	0.0	0.0	0.0
177.5°	0.0	0.0	0.0	0.0	0.0	0.0	0.0	0.0	0.0	0.0	0.0
180°	0.0	0.0	0.0	0.0	0.0	0.0	0.0	0.0	0.0	0.0	0.0

(END OF REPORT)